

1

2

3

4

5

6


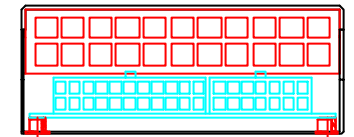
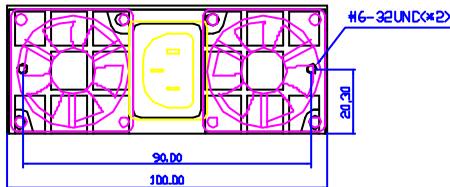
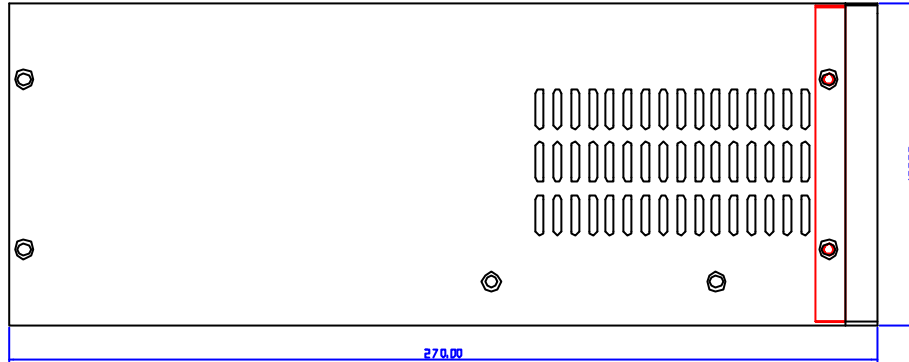
7

A

B

C

D



E

DESIGN CHANGE			COMMON TOLERANCE TABLE				SEA SONIC ELECTRONICS Co., Ltd.				
ITEM	REASON OF CHANGE	DESCRIPTION	RANGE	<A>	<H>	<C>	<D>	FILE NO	REV. NO	DRAW BY	SAM
			< 8	±0.05	±0.1	±0.2	±0.4	Layout			
			8~25	±0.1	±0.15	±0.3	±0.5	PART NO	SCALE	1:1	APPROVE BY
			25~80	±0.2	±0.25	±0.5	±1.0	PART NAME	UNITS	M/M	DATE
			80~250	±0.3	±0.4	±0.8	±1.5	MODEL NO	MATERIAL		08/19/2005
			250~800	±0.5	±0.8	±1.5	±3.0	PATH			
			800~2500	±1.0	±1.5	±3.0	±6.0				
			ANGULAR	±0.15°	±0.3°	±0.5°	±0.8°				